

Signify Classified - Internal
Cooper Lighting Solutions Photometric Lab
1121 Highway 74 South
Peachtree City, GA 30269



Scaled data based on original data using
LM-79-08 Approved Method: Electrical and Photometric Measurements of Solid-
State Lighting Products

Test Report Prepared for
Cooper Lighting Solutions
(formerly Eaton)

Brand: McGRAW-EDISON

Report Number: P1437171

Luminaire Tested: **GALN-SB9C-830-U-T2LG-HSS**

Issue Date: 03/27/202

This test was performed under the Supervised Manufacturer's Testing Program. The results of this test have not been influenced by sources from within Cooper Lighting Solutions or from external interests.

Report Generated By 670245763



Test Information

Test Method: LM-79-08
 Report Number: P1437171
 Test Lab: INNOVATION CENTER(G1)
 Issue Date: 03/27/202
 Manufacturer: COOPER LIGHTING SOLUTIONS (FORMERLY EATON)
 Product Line: McGRAW-EDISON
 Catalog Number: GALN-SB9C-830-U-T2LG-HSS
 Description: GALLEON II AREA AND ROADWAY HIGH DENSITY LUMINAIRE 615mA 9xLight Square PACKAGE 80CRI 3000K FIXTURE w/ TYPE II LOW GLARE WITH HOUSE SIDE SHIELD
 Light Source: (234) 3000K CCT, 80 CRI LEDS
 Ballast/Driver: ELECTRONIC DRIVER

Luminaire Equipment:

<u>Sample No.</u>	<u>Condition</u>	<u>Description</u>
a	good	reflector
b	good	lens
c	good	housing
d	good	cord

Summary

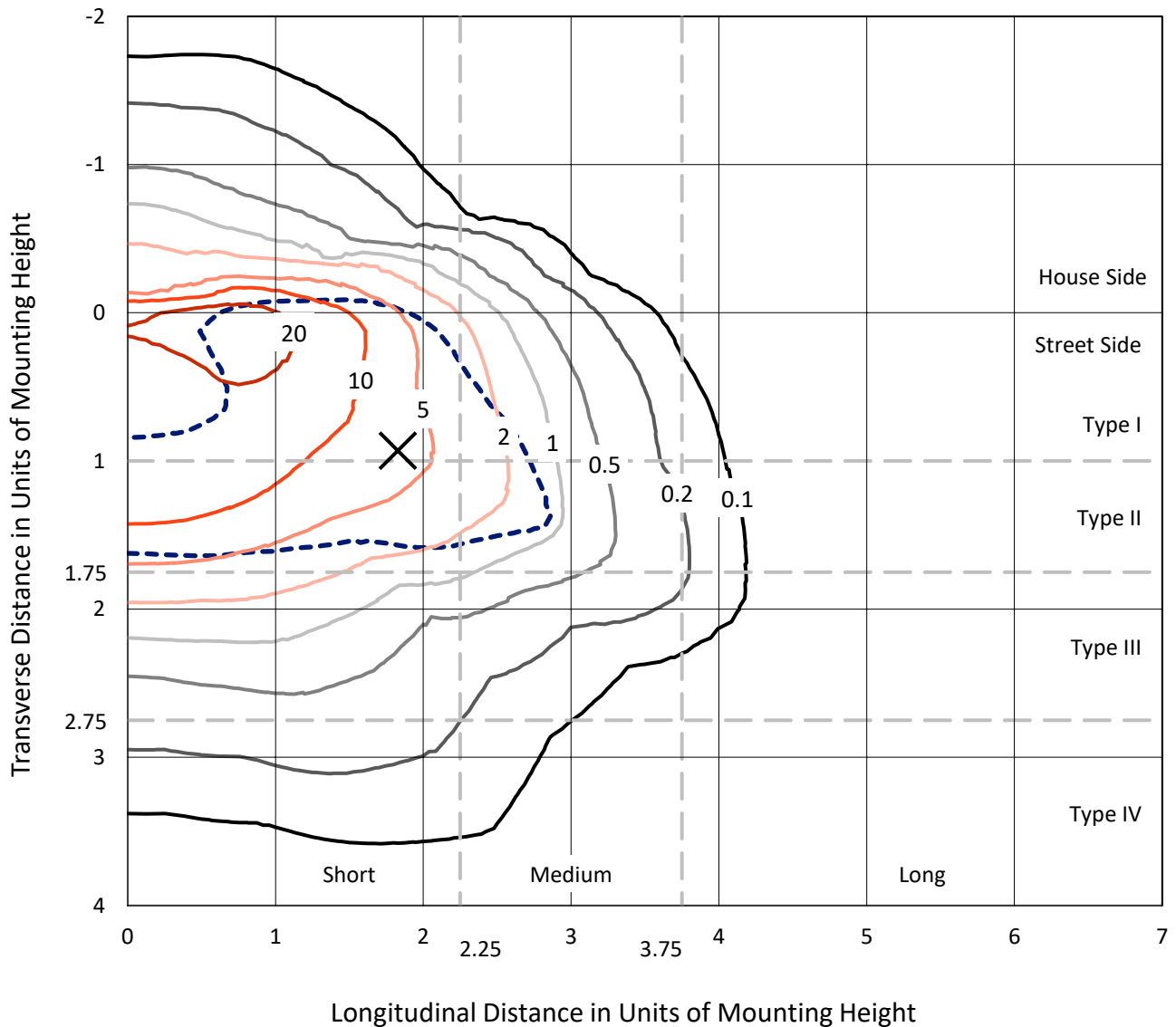
Lumens per Lamp: N/A
 Luminaire Lumens: 44381.1 lumens
 Efficiency: N/A
 Efficacy: 98.7 lumens/watt
 Luminous Opening: Rectangular (W 1.5' x L: 1.5' x H: 0')
 IES Classification: Type II - Short
 BUG Rating: B3 - U0 - G4

Input Watts (W): 449.8
 Input Voltage (V): 120
 Input Current (Ain): NR
 Voltage Rise (V): NR
 Power Factor: 0.97
 Total Harmonic Distortion (THDi): NR
 Frequency (hertz): 60
 Stabilization Time: NR
 Operation Time: NR
 Ambient Temperature (°C): NR
 Test Distance: 28.75 FT

REPORT NUMBER: P1437171
 CATALOG NUMBER: GALN-SB9C-830-U-T2LG-HSS

Iso-Footcandle Lines of Horizontal Illumination

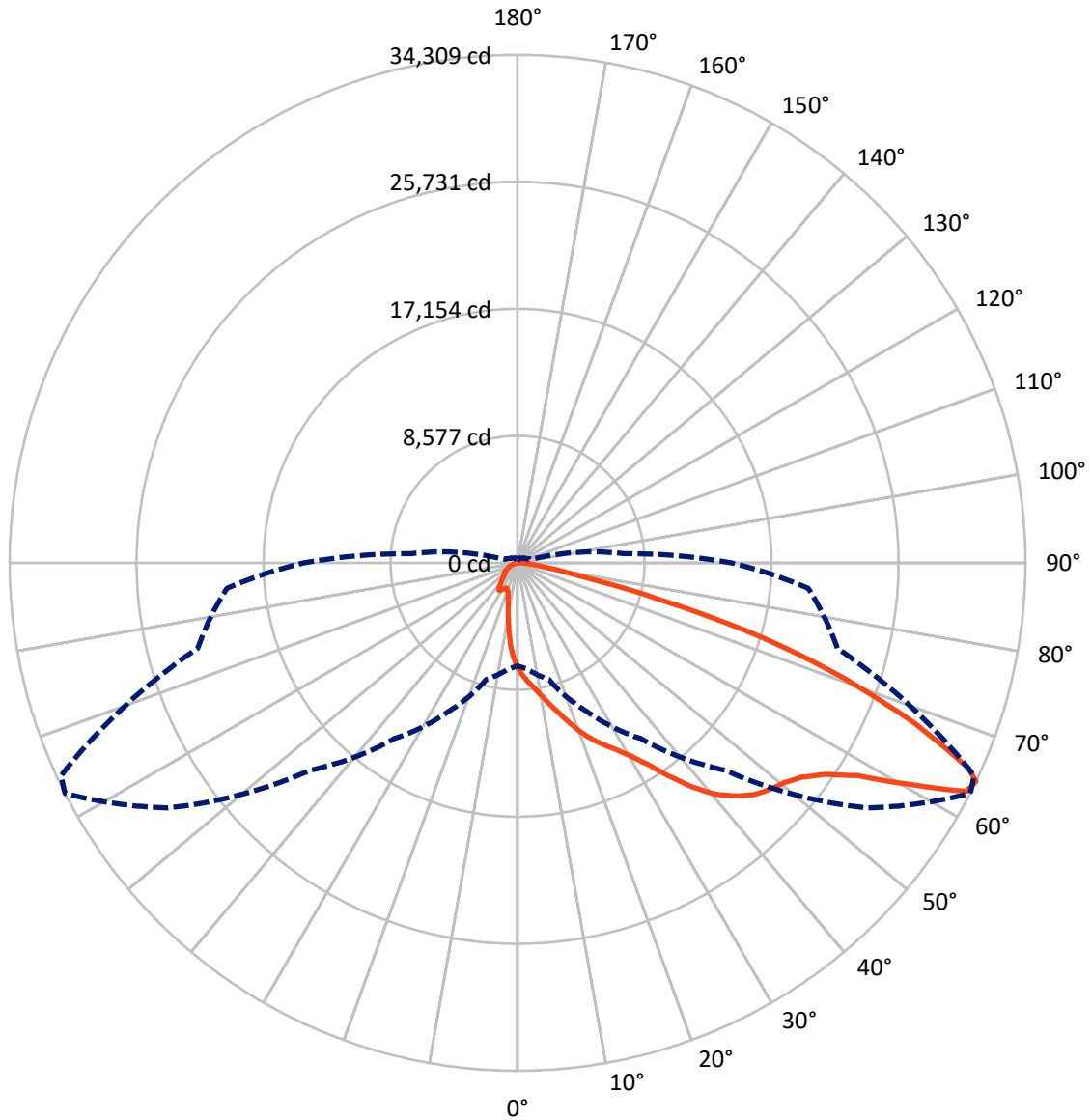
✕ Max cd
 - - - 1/2 Max cd



Based on 20 foot mounting height. Maximum calculated value = 31.8 fc
 Type II - Short - N/A

REPORT NUMBER: P1437171
CATALOG NUMBER: GALN-SB9C-830-U-T2LG-HSS

Luminous Intensity Polar Plot



— Vertical Plane Through 63-Deg Lateral - - - Horizontal Cone Through 64-Deg Vertical

REPORT NUMBER: P1437171
 CATALOG NUMBER: GALN-SB9C-830-U-T2LG-HSS

FLUX DISTRIBUTION:

		Downward	Upward	Total
House Side	Lumens	5266.6	0.0	5266.6
	% Fixture	11.9	0.0	11.9
Street Side	Lumens	39114.5	0.0	39114.5
	% Fixture	88.1	0.0	88.1
Total	Lumens	44381.1	0.0	44381.1
	% Fixture	100.0	0.0	100.0

Coefficient of Utilization

ZONAL LUMENS:

Zone	Lumens	% Fixture
0°-10°	604.3	1.4
10°-20°	1698.1	3.8
20°-30°	3024.4	6.8
30°-40°	5776.5	13.0
40°-50°	9575.0	21.6
50°-60°	11935.2	26.9
60°-70°	8899.7	20.1
70°-80°	2552.4	5.8
80°-90°	315.6	0.7
90°-100°	0.0	0.0
100°-110°	0.0	0.0
110°-120°	0.0	0.0
120°-130°	0.0	0.0
130°-140°	0.0	0.0
140°-150°	0.0	0.0
150°-160°	0.0	0.0
160°-170°	0.0	0.0
170°-180°	0.0	0.0
0°-90°	44381.1	100.0
0°-180°	44381.1	100.0

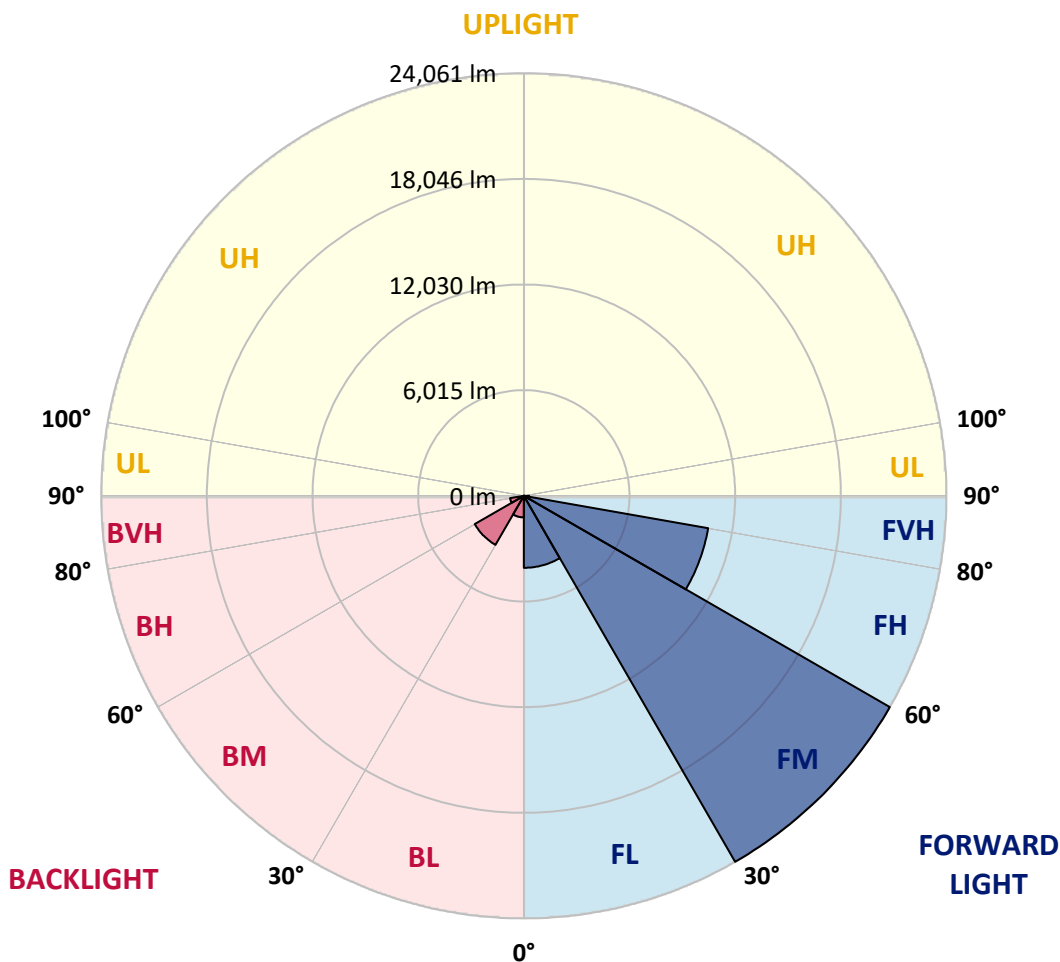


REPORT NUMBER: P1437171
 CATALOG NUMBER: GALN-SB9C-830-U-T2LG-HSS

LUMINAIRE CLASSIFICATION SYSTEM LUMEN TABLE AND BUG RATING:

Zone	Lumens	% Fixture	Zone Rating/Lumen Limit		
			B	U	G
FL (0°-30°)	4098.0	9.2			
FM (30°-60°)	24060.8	54.2			
FH (60°-80°)	10655.5	24.0			G4/12000
FVH (80°-90°)	300.1	0.7			G3/500
BL (0°-30°)	1228.7	2.8	B3/2500		
BM (30°-60°)	3225.9	7.3	B3/5000		
BH (60°-80°)	796.5	1.8	B2/1000		G2/1000
BVH (80°-90°)	15.5	0.0			G1/100
UL (90°-100°)	0.0	0.0		U0/0	
UH (100°-180°)	0.0	0.0		U0/0	

BUG Rating: B3-U0-G4
 Type II Short





REPORT NUMBER: P1437171

CATALOG NUMBER: GALN-SB9C-830-U-T2LG-HSS

CANDELA DISTRIBUTION (FULL):

	0°	5°	15°	25°	35°	45°	55°	63°	65°	75°	85°
0°	7175.9	7175.9	7175.9	7175.9	7175.9	7175.9	7175.9	7175.9	7175.9	7175.9	7175.9
2.5°	8041.3	8014.6	7988.0	7948.1	7894.8	7841.6	7775.0	7681.8	7641.9	7508.7	7349.0
5°	8454.0	8454.0	8440.7	8414.0	8387.4	8334.2	8254.3	8134.5	8081.2	7894.8	7615.2
7.5°	8560.5	8573.8	8613.7	8667.0	8746.9	8733.6	8733.6	8600.4	8573.8	8374.1	8001.3
10°	8374.1	8387.4	8493.9	8640.4	8880.0	9106.3	9266.1	9186.2	9146.3	8946.6	8480.6
12.5°	8107.8	8107.8	8280.9	8507.2	8880.0	9306.0	9772.0	9851.9	9865.2	9638.9	9079.7
15°	7415.5	7442.2	7721.7	8174.4	8786.8	9452.5	10238.0	10544.2	10624.1	10477.6	9811.9
17.5°	6496.9	6523.5	6803.1	7415.5	8334.2	9452.5	10637.4	11343.0	11449.5	11476.1	10743.9
20°	6110.8	6110.8	6270.6	6736.6	7695.1	9199.5	10877.0	12195.0	12434.7	12727.6	11769.0
22.5°	6164.1	6164.1	6257.3	6523.5	7295.7	8853.4	11023.5	12953.9	13446.5	14192.0	13087.0
25°	6457.0	6457.0	6536.9	6709.9	7335.7	8800.1	11303.0	13632.9	14418.4	15829.6	14591.4
27.5°	6922.9	6909.6	6976.2	7149.3	7721.7	9053.1	11769.0	14311.9	15190.5	17666.8	16322.2
30°	7601.9	7562.0	7588.6	7788.3	8347.5	9638.9	12448.0	15177.2	16069.2	19677.1	18239.3
32.5°	9172.9	9159.6	8773.5	8667.0	9266.1	10584.1	13379.9	16255.6	17254.1	21807.3	20209.7
35°	12008.6	12195.0	11649.2	10251.3	10371.1	11848.9	14711.3	17720.1	18638.7	24070.5	22353.1
37.5°	14884.3	14884.3	14658.0	13007.1	12168.4	13246.8	16149.1	19224.5	20183.0	25894.5	24416.7
40°	17160.9	17280.7	17014.5	15776.3	14684.6	14844.4	17586.9	20542.5	21421.2	27012.8	25881.2
42.5°	18851.7	18825.1	18718.6	17906.5	17294.0	16934.6	18891.6	21527.7	22366.4	27585.3	26799.8
45°	20675.6	20675.6	20529.2	19863.5	19357.6	19051.4	19863.5	22353.1	23231.8	27931.4	27372.2
47.5°	22579.4	22552.8	22406.4	21674.1	21128.3	20675.6	20848.7	22885.6	23764.3	27705.1	27465.4
50°	23045.4	23018.8	23351.6	23378.2	22885.6	22020.3	21634.2	23338.3	24110.5	27718.4	27758.3
52.5°	22499.6	22659.3	23151.9	23751.0	24310.2	23404.9	22472.9	24057.2	24856.0	28091.2	28490.6
55°	21141.6	21208.2	22153.4	23112.0	24416.7	24736.2	23817.6	25202.2	25907.8	28450.6	29142.9
57.5°	18612.1	18865.0	19876.8	21541.0	23524.7	24856.0	26160.7	27119.3	27651.8	28597.1	28783.5
60°	14045.6	14178.7	16375.4	18532.2	21674.1	23897.5	28344.1	30367.8	30301.2	26946.2	26267.2
62.5°	8547.2	8667.0	10238.0	13659.5	17613.6	21900.5	29076.4	34002.3	33642.8	24163.7	22113.5
64°	6962.9	7189.2	8161.1	11090.0	14484.9	19810.3	28863.3	34308.5	34028.9	22366.4	19703.8
65°	5951.1	6257.3	7255.8	9625.6	12314.8	17560.3	28277.6	33456.5	33270.1	21274.7	17706.8
67.5°	3741.1	3887.5	5365.3	7482.1	8480.6	11236.5	24310.2	28929.9	29262.7	18958.2	13060.4
70°	2782.5	2849.1	3687.8	5791.3	6616.7	6536.9	16694.9	23431.5	23511.4	15163.9	7881.5
72.5°	2023.6	2036.9	2582.8	4286.9	5178.9	4460.0	8800.1	17413.9	16841.4	8880.0	4300.2
75°	1344.6	1397.9	1810.6	3022.1	4033.9	3275.1	4007.3	9918.4	9745.4	4340.2	2463.0
77.5°	985.2	998.5	1224.8	2023.6	3168.6	2409.7	2423.0	4273.6	4406.7	2582.8	1557.7
80°	559.2	585.8	798.8	1238.1	2063.6	1650.9	1358.0	2063.6	2369.8	1757.4	1038.4
82.5°	332.8	359.5	572.5	812.1	1411.2	679.0	692.3	1131.6	1411.2	1264.8	559.2
85°	199.7	213.0	359.5	439.3	838.7	452.7	253.0	559.2	732.2	745.5	306.2
87.5°	133.1	133.1	199.7	186.4	239.6	213.0	106.5	146.4	186.4	253.0	119.8
90°	0.0	0.0	0.0	0.0	0.0	0.0	0.0	0.0	0.0	0.0	0.0



REPORT NUMBER: P1437171

CATALOG NUMBER: GALN-SB9C-830-U-T2LG-HSS

CANDELA DISTRIBUTION (continued):

	90°	95°	105°	115°	125°	135°	145°	155°	165°	175°	180°
0°	7175.9	7175.9	7175.9	7175.9	7175.9	7175.9	7175.9	7175.9	7175.9	7175.9	7175.9
2.5°	7215.8	7136.0	6896.3	6576.8	6283.9	6057.6	5778.0	5591.6	5418.5	5418.5	5272.1
5°	7388.9	7175.9	6590.1	5857.9	5072.4	4326.8	3847.6	3315.0	3142.0	2995.5	3022.1
7.5°	7681.8	7295.7	6257.3	4939.3	3687.8	2889.0	2356.5	2116.8	2010.3	1943.7	1957.1
10°	8041.3	7508.7	5857.9	4007.3	2715.9	2116.8	1863.9	1770.7	1730.7	1717.4	1717.4
12.5°	8533.9	7761.7	5458.5	3221.8	2143.4	1823.9	1690.8	1637.5	1597.6	1571.0	1571.0
15°	9119.6	8081.2	4992.5	2649.4	1877.2	1677.5	1571.0	1517.7	1464.5	1451.2	1451.2
17.5°	9865.2	8414.0	4579.8	2276.6	1744.0	1571.0	1464.5	1397.9	1358.0	1344.6	1344.6
20°	10690.6	8826.8	4167.1	2063.6	1650.9	1464.5	1358.0	1304.7	1264.8	1238.1	1251.5
22.5°	11742.4	9346.0	3900.8	1957.1	1571.0	1371.3	1264.8	1211.5	1171.6	1144.9	1158.3
25°	12900.6	9998.3	3754.4	1957.1	1517.7	1304.7	1184.9	1131.6	1091.7	1065.1	1065.1
27.5°	14311.9	10730.6	3767.7	2036.9	1504.4	1251.5	1118.3	1065.1	1025.1	985.2	985.2
30°	15869.5	11595.9	3914.1	2183.4	1531.0	1198.2	1065.1	985.2	958.6	918.6	918.6
32.5°	17520.4	12594.4	4286.9	2369.8	1504.4	1131.6	985.2	918.6	878.7	852.1	852.1
35°	19264.4	13726.1	4752.9	2449.7	1371.3	1038.4	918.6	852.1	825.4	812.1	798.8
37.5°	20928.6	14711.3	5005.8	2289.9	1198.2	958.6	838.7	772.2	758.9	732.2	732.2
40°	22220.0	15523.4	4859.4	1957.1	1105.0	878.7	772.2	705.6	679.0	652.4	652.4
42.5°	22978.8	15816.3	4326.8	1664.2	1038.4	798.8	705.6	639.0	612.4	599.1	599.1
45°	23418.2	15776.3	3701.1	1491.1	971.9	732.2	639.0	599.1	559.2	545.8	532.5
47.5°	23404.9	15363.6	3248.5	1344.6	905.3	679.0	599.1	559.2	519.2	505.9	505.9
50°	23311.7	14751.2	2742.6	1238.1	852.1	639.0	559.2	532.5	492.6	479.3	466.0
52.5°	23538.0	14405.0	2289.9	1171.6	785.5	612.4	545.8	505.9	452.7	439.3	439.3
55°	23817.6	14205.3	1837.2	1105.0	732.2	599.1	519.2	479.3	426.0	412.7	412.7
57.5°	23005.5	13446.5	1517.7	998.5	665.7	572.5	492.6	466.0	412.7	372.8	372.8
60°	20449.3	11116.6	1251.5	878.7	612.4	532.5	466.0	426.0	372.8	319.5	319.5
62.5°	16628.4	8480.6	1038.4	745.5	572.5	492.6	426.0	386.1	319.5	253.0	253.0
64°	14445.0	7202.5	931.9	652.4	545.8	452.7	386.1	346.1	279.6	213.0	199.7
65°	12953.9	6363.8	865.4	612.4	532.5	426.0	372.8	332.8	253.0	199.7	186.4
67.5°	9119.6	4273.6	692.3	505.9	466.0	359.5	319.5	279.6	226.3	173.1	159.8
70°	5312.0	2423.0	545.8	426.0	359.5	279.6	266.3	253.0	199.7	133.1	133.1
72.5°	2889.0	1211.5	412.7	346.1	279.6	199.7	226.3	199.7	159.8	106.5	93.2
75°	1770.7	745.5	306.2	253.0	186.4	146.4	173.1	146.4	93.2	66.6	53.3
77.5°	1184.9	479.3	226.3	173.1	119.8	93.2	119.8	79.9	39.9	13.3	13.3
80°	732.2	332.8	146.4	106.5	66.6	39.9	26.6	13.3	13.3	0.0	0.0
82.5°	319.5	213.0	79.9	53.3	26.6	13.3	13.3	0.0	0.0	0.0	0.0
85°	173.1	66.6	26.6	13.3	0.0	0.0	0.0	0.0	0.0	0.0	0.0
87.5°	53.3	26.6	13.3	0.0	0.0	0.0	0.0	0.0	0.0	0.0	0.0
90°	0.0	0.0	0.0	0.0	0.0	0.0	0.0	0.0	0.0	0.0	0.0

LM-79-2019: Approved Method: Electrical and Photometric Measurements of Solid-State Lighting Products

Report Prepared for

Cooper Lighting Solutions

McGraw-Edison

Report Number: SP1-2407-184-9

Test Date: 10/10/2024

Luminaire Tested: GSS-SB1A-830-U-5WQ

Data in this report applies to families of products including GSS-SB1A-830-U-5WQ

Test Information

Test Method: LM-79-2019
 Report Number: SP1-2407-184-9
 Test Lab: COOPER LIGHTING SOLUTIONS
 Photometer: SP1 - 76IN SPHERE
 Measurement Geometry: 4π
 Issue Date: 10/15/2024
 Manufacturer: COOPER LIGHTING SOLUTIONS
 Product Line: McGraw-Edison
 Catalog Number: **GSS-SB1A-830-U-5WQ**
 Description: GALLEON II SITE SLIM 1SQ 350MA 5WQ HIGH DENSITY LIGHTSQUARE WITH 80 CRI 3000K CCT 26 LEDS

Spectral Parameters

CCT (K): 3055
 CIE u': 0.2475
 CIE v': 0.5247
 Duv: 0.0032
 CIE x: 0.4377
 CIE y: 0.4124
 CIE z: 0.1499
 Peak Wavelength (nm): 604
 Dominant Wavelength (nm): 581
 Purity: 55.16339
 Rf: 81.5
 Rg: 99.2

CRI (Ra):	80.9		
R1:	79.5	R9:	6.8
R2:	85.6	R10:	67.1
R3:	92.1	R11:	82.5
R4:	82.4	R12:	63.4
R5:	78.9	R13:	80.2
R6:	81.7	R14:	95.1
R7:	85.1	R15:	71.7
R8:	61.9		



Test Conditions

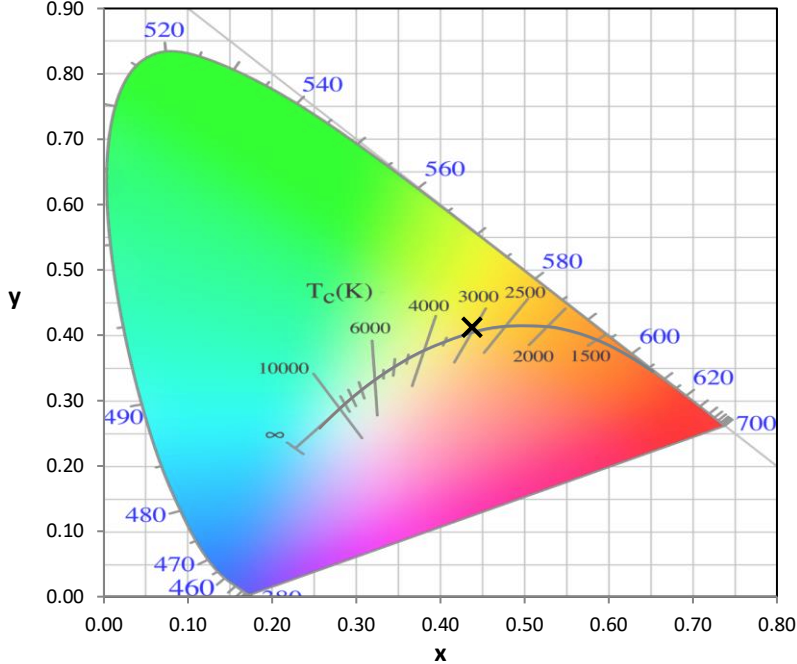
Stabilization Time: 20M
 Operation Time: 1H 20M
 Sphere Temperature (°C): 25.2

REPORT NUMBER: SP1-2407-184-9

Measurement and Test Equipment			
Instrument	Identification Number	Calibration Date	Calibration Due Date
Photometer	IN0058	6/18/2024	12/18/2024
Power Meter	INXT2011004	2/8/2024	2/8/2025
AC Power Source	IN0063	10/24/2023	10/24/2024
DC Power Source	IN0208	10/24/2023	10/24/2024
Sphere Thermometer	IN0085	10/24/2023	10/24/2024
Room Thermometer	IN0046	10/24/2023	10/24/2024

REPORT NUMBER: SP1-2407-184-9

CIE 1931 Chromaticity Diagram



CIE 1931 Chromaticity Diagram with 2017 ANSI 7-Step and 4-Step Quadrangles



Point lies inside the ANSI 3000K 4-step quadrangle

REPORT NUMBER: SP1-2407-184-9

Photopic Flux vs. Wavelength



Photopic Lumens: NR

λ (nm)	Power W [^] /nm	Lumens (ϕ /nm)	λ (nm)	Power W [^] /nm	Lumens (ϕ /nm)	λ (nm)	Power W [^] /nm	Lumens (ϕ /nm)	λ (nm)	Power W [^] /nm	Lumens (ϕ /nm)	λ (nm)	Power W [^] /nm	Lumens (ϕ /nm)
360	0	NR	490	170	NR	620	938	NR	750	35	NR	880	1	NR
365	0	NR	495	234	NR	625	894	NR	755	30	NR	885	1	NR
370	0	NR	500	302	NR	630	847	NR	760	26	NR	890	1	NR
375	0	NR	505	371	NR	635	788	NR	765	22	NR	895	1	NR
380	0	NR	510	431	NR	640	728	NR	770	19	NR	900	1	NR
385	0	NR	515	482	NR	645	665	NR	775	16	NR	905	1	NR
390	0	NR	520	523	NR	650	603	NR	780	14	NR	910	0	NR
395	2	NR	525	553	NR	655	542	NR	785	12	NR	915	0	NR
400	4	NR	530	580	NR	660	484	NR	790	11	NR	920	0	NR
405	8	NR	535	603	NR	665	430	NR	795	9	NR	925	0	NR
410	18	NR	540	622	NR	670	377	NR	800	8	NR	930	0	NR
415	36	NR	545	644	NR	675	330	NR	805	7	NR	935	0	NR
420	71	NR	550	668	NR	680	289	NR	810	6	NR	940	0	NR
425	131	NR	555	693	NR	685	250	NR	815	5	NR	945	0	NR
430	215	NR	560	720	NR	690	218	NR	820	4	NR	950	0	NR
435	341	NR	565	754	NR	695	188	NR	825	4	NR	955	0	NR
440	514	NR	570	792	NR	700	161	NR	830	3	NR	960	0	NR
445	576	NR	575	832	NR	705	139	NR	835	3	NR	965	0	NR
450	358	NR	580	875	NR	710	119	NR	840	3	NR	970	0	NR
455	222	NR	585	913	NR	715	102	NR	845	2	NR	975	0	NR
460	170	NR	590	950	NR	720	88	NR	850	2	NR	980	0	NR
465	115	NR	595	977	NR	725	76	NR	855	2	NR	985	0	NR
470	88	NR	600	994	NR	730	65	NR	860	1	NR	990	0	NR
475	87	NR	605	997	NR	735	56	NR	865	1	NR	995	0	NR
480	96	NR	610	990	NR	740	47	NR	870	1	NR	1000	0	NR
485	122	NR	615	971	NR	745	41	NR	875	1	NR			

REPORT NUMBER: SP1-2407-184-9

Scotopic Flux vs. Wavelength



Scotopic Lumens: NR

S/P: 1.28

λ (nm)	Power W [^] /nm	Lumens (ϕ /nm)	λ (nm)	Power W [^] /nm	Lumens (ϕ /nm)	λ (nm)	Power W [^] /nm	Lumens (ϕ /nm)	λ (nm)	Power W [^] /nm	Lumens (ϕ /nm)	λ (nm)	Power W [^] /nm	Lumens (ϕ /nm)
360	0	NR	490	170	NR	620	938	NR	750	35	NR	880	1	NR
365	0	NR	495	234	NR	625	894	NR	755	30	NR	885	1	NR
370	0	NR	500	302	NR	630	847	NR	760	26	NR	890	1	NR
375	0	NR	505	371	NR	635	788	NR	765	22	NR	895	1	NR
380	0	NR	510	431	NR	640	728	NR	770	19	NR	900	1	NR
385	0	NR	515	482	NR	645	665	NR	775	16	NR	905	1	NR
390	0	NR	520	523	NR	650	603	NR	780	14	NR	910	0	NR
395	2	NR	525	553	NR	655	542	NR	785	12	NR	915	0	NR
400	4	NR	530	580	NR	660	484	NR	790	11	NR	920	0	NR
405	8	NR	535	603	NR	665	430	NR	795	9	NR	925	0	NR
410	18	NR	540	622	NR	670	377	NR	800	8	NR	930	0	NR
415	36	NR	545	644	NR	675	330	NR	805	7	NR	935	0	NR
420	71	NR	550	668	NR	680	289	NR	810	6	NR	940	0	NR
425	131	NR	555	693	NR	685	250	NR	815	5	NR	945	0	NR
430	215	NR	560	720	NR	690	218	NR	820	4	NR	950	0	NR
435	341	NR	565	754	NR	695	188	NR	825	4	NR	955	0	NR
440	514	NR	570	792	NR	700	161	NR	830	3	NR	960	0	NR
445	576	NR	575	832	NR	705	139	NR	835	3	NR	965	0	NR
450	358	NR	580	875	NR	710	119	NR	840	3	NR	970	0	NR
455	222	NR	585	913	NR	715	102	NR	845	2	NR	975	0	NR
460	170	NR	590	950	NR	720	88	NR	850	2	NR	980	0	NR
465	115	NR	595	977	NR	725	76	NR	855	2	NR	985	0	NR
470	88	NR	600	994	NR	730	65	NR	860	1	NR	990	0	NR
475	87	NR	605	997	NR	735	56	NR	865	1	NR	995	0	NR
480	96	NR	610	990	NR	740	47	NR	870	1	NR	1000	0	NR
485	122	NR	615	971	NR	745	41	NR	875	1	NR			

REPORT NUMBER: SP1-2407-184-9

Melanopic Flux vs. Wavelength



Melanopic Lumens: NR

M/P: 2.33

λ (nm)	Power W [^] /nm	Lumens (φ/nm)	λ (nm)	Power W [^] /nm	Lumens (φ/nm)	λ (nm)	Power W [^] /nm	Lumens (φ/nm)	λ (nm)	Power W [^] /nm	Lumens (φ/nm)	λ (nm)	Power W [^] /nm	Lumens (φ/nm)
360	0	NR	490	170	NR	620	938	NR	750	35	NR	880	1	NR
365	0	NR	495	234	NR	625	894	NR	755	30	NR	885	1	NR
370	0	NR	500	302	NR	630	847	NR	760	26	NR	890	1	NR
375	0	NR	505	371	NR	635	788	NR	765	22	NR	895	1	NR
380	0	NR	510	431	NR	640	728	NR	770	19	NR	900	1	NR
385	0	NR	515	482	NR	645	665	NR	775	16	NR	905	1	NR
390	0	NR	520	523	NR	650	603	NR	780	14	NR	910	0	NR
395	2	NR	525	553	NR	655	542	NR	785	12	NR	915	0	NR
400	4	NR	530	580	NR	660	484	NR	790	11	NR	920	0	NR
405	8	NR	535	603	NR	665	430	NR	795	9	NR	925	0	NR
410	18	NR	540	622	NR	670	377	NR	800	8	NR	930	0	NR
415	36	NR	545	644	NR	675	330	NR	805	7	NR	935	0	NR
420	71	NR	550	668	NR	680	289	NR	810	6	NR	940	0	NR
425	131	NR	555	693	NR	685	250	NR	815	5	NR	945	0	NR
430	215	NR	560	720	NR	690	218	NR	820	4	NR	950	0	NR
435	341	NR	565	754	NR	695	188	NR	825	4	NR	955	0	NR
440	514	NR	570	792	NR	700	161	NR	830	3	NR	960	0	NR
445	576	NR	575	832	NR	705	139	NR	835	3	NR	965	0	NR
450	358	NR	580	875	NR	710	119	NR	840	3	NR	970	0	NR
455	222	NR	585	913	NR	715	102	NR	845	2	NR	975	0	NR
460	170	NR	590	950	NR	720	88	NR	850	2	NR	980	0	NR
465	115	NR	595	977	NR	725	76	NR	855	2	NR	985	0	NR
470	88	NR	600	994	NR	730	65	NR	860	1	NR	990	0	NR
475	87	NR	605	997	NR	735	56	NR	865	1	NR	995	0	NR
480	96	NR	610	990	NR	740	47	NR	870	1	NR	1000	0	NR
485	122	NR	615	971	NR	745	41	NR	875	1	NR			

Summary

$R_f = 81.5$
 $R_g = 99.2$
 $CIE R_a = 80.9$
 $R_9 = 6.8$



Color Vector Graphics

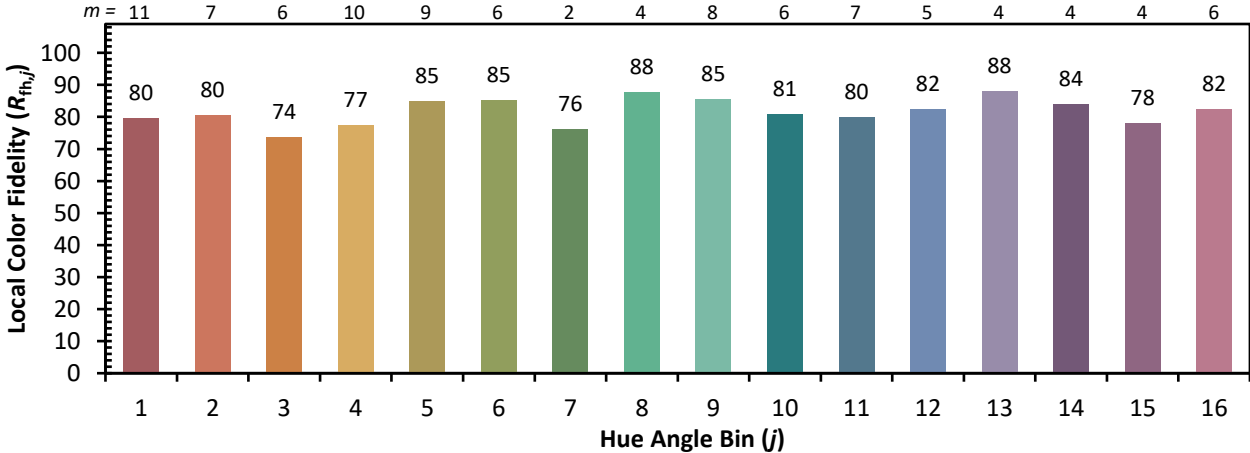


Individual Sample Fidelity Index ($R_{f,i}$)

CES01 = 86	CES26 = 74	CES51 = 89	CES76 = 70
CES02 = 63	CES27 = 88	CES52 = 91	CES77 = 86
CES03 = 31	CES28 = 89	CES53 = 81	CES78 = 72
CES04 = 70	CES29 = 67	CES54 = 87	CES79 = 90
CES05 = 50	CES30 = 68	CES55 = 85	CES80 = 88
CES06 = 51	CES31 = 71	CES56 = 78	CES81 = 78
CES07 = 42	CES32 = 70	CES57 = 76	CES82 = 95
CES08 = 41	CES33 = 71	CES58 = 78	CES83 = 90
CES09 = 29	CES34 = 82	CES59 = 92	CES84 = 93
CES10 = 76	CES35 = 90	CES60 = 95	CES85 = 86
CES11 = 59	CES36 = 93	CES61 = 93	CES86 = 72
CES12 = 65	CES37 = 87	CES62 = 83	CES87 = 85
CES13 = 43	CES38 = 75	CES63 = 77	CES88 = 83
CES14 = 74	CES39 = 94	CES64 = 83	CES89 = 75
CES15 = 71	CES40 = 89	CES65 = 77	CES90 = 81
CES16 = 47	CES41 = 85	CES66 = 80	CES91 = 96
CES17 = 50	CES42 = 86	CES67 = 79	CES92 = 73
CES18 = 56	CES43 = 81	CES68 = 84	CES93 = 84
CES19 = 72	CES44 = 99	CES69 = 90	CES94 = 64
CES20 = 66	CES45 = 87	CES70 = 77	CES95 = 80
CES21 = 87	CES46 = 82	CES71 = 76	CES96 = 84
CES22 = 79	CES47 = 77	CES72 = 92	CES97 = 87
CES23 = 92	CES48 = 71	CES73 = 71	CES98 = 81
CES24 = 91	CES49 = 81	CES74 = 93	CES99 = 74
CES25 = 72	CES50 = 89	CES75 = 74	



Color Rendition by Hue-Angle Bin



Measure Comparisons



(END OF REPORT)